

## BALANCE SHEET AS AT 31ST MARCH 2021

&lt; IN RUPEES

	NO NO.	AS AT 31ST MARCH 2021	AS AT 31ST MARCH 2020
<b>EQUITY AND LIABILITIES</b>			
<b>SHARE HOLDERS FUNDS</b>			
SHARE CAPITAL	1	13173250.00	13173250.00
RESERVES AND SURPLUS	2	10924872.36	10613279.08
MONEY RECEIVED AGAINST SHARES AND WARRENTS		24098122.36	23786529.08
<b>SHARE APPLICATION MONEY PENDING ALLOTMENT</b>			
<b>NON CURRENT LIABILITIES</b>			
LONG TERM BORROWINGS	3	23121522.49	22980224.45
DEFERRED TAX LIABILITIES (NET)		23121522.49	22980224.45
OTHER LONG TERM LIABILITIES			
<b>CURRENT LIABILITIES</b>			
SHORT TERM BORROWINGS	4	0.00	78888.21
TRADE PAYABLE	5	0.00	0.00
OTHER CURRENT LIABILITIES	6	486874.41	518032.23
SHORT TERM PROVISIONS	7	534859.50	450739.00
		1021733.91	1047659.44
<b>TOTAL</b>		<b>48241378.76</b>	<b>47814412.97</b>
<b>ASSETS</b>			
<b>NON CURRENT ASSETS</b>			
<b>FIXED ASSETS</b>			
TANGIBLE ASSETS	8	912033.00	1290089.00
INTANGIBLE ASSETS		0.00	0.00
CAPITAL WORK IN PROGRESS		0.00	0.00
INTANGIBLE ASSETS IN DEVELOPMENT		0.00	0.00
		912033.00	1290089.00
<b>NON CURRENT INVESTMENTS</b>			
DEFERRED TAX ASSETS(NET)	9	1515000.00	1515000.00
LONG TERM LOANS AND ADVANCES	10	214537.00	196271.00
OTHER NON CURRENT ASSETS	11	0.00	0.00
	12	0.00	0.00
		1729537.00	1711271.00
<b>CURRENT ASSETS</b>			
CURRENT INVESTMENTS	13	0.00	0.00
INVENTORIES	14	0.00	0.00
LOANS RECEIVABLES	15	44781367.46	43851293.09
CASH AND CASH EQUIVALENTS	16	707460.3	857470.88
SHORT TERM LOANS AND ADVANCES	17	0.00	0.00
OTHER CURRENT ASSETS	18	110981.00	104289.00
		45599808.76	44813052.97
<b>TOTAL</b>		<b>48241378.76</b>	<b>47814412.97</b>
		0.00	0.00

NOTE: THE NOTE NOS REFERRED ABOVE FORM AN INTEGRAL PART OF THE ACCOUNTS

**AUDITOR'S REPORT**


SUBJECT TO OUR SEPRATE REPORT OF EVEN DATE  
FOR GUPTA ASHOK KUMAR & ASSOCIATES  
CHARTERED ACCOUNTANTS

PROPRIETER(M.N084934)

DATED: 15/10/2021

PLACE CHANDIGARH

UDIN NO. 21084934AAAAABX6128



FOR M R FINLEASE LIMITED

SD/-

ASHOK GUPTA

DIRECTOR

DIN NO.00747712

SD/-

ANIL GUPTA

DIRECTOR

DIN NO.00747760

CERTIFIED TO BE TRUE COPY

FOR M R FINLEASE LIMITED

ASHOK GUPTA

DIRECTOR

DIN NO.00747712

## STATEMENT OF PROFIT AND LOSS FOR THE YEAR ENDED 31ST MARCH 2021

&lt; IN RUPEES

	NO. NO.	AS AT 31ST MARCH 2021	AS AT 31ST MARCH 2020
<b>REVENUE</b>			
INTEREST RECEIVED FROM OPERATIONS	19	10611708.90	12256421.00
LESS TAXES		0.00	0.00
NET INTEREST RECEIVED		10611708.90	12256421.00
OTHER INCOME	20	0.00	261.49
<b>TOTAL REVENUE</b>		10611708.90	12256682.49
<b>EXPENSES</b>			
EMPLOYEE BENEFIT EXPENSES	21	6194342.00	4717776.00
FINANCE COSTS	22	1695319.20	2479853.61
DEPRECIATION AND AMORTIZATION EXPENSES	8	378056.00	426878.00
OTHER EXPENSES	23	1922103.42	3063113.11
<b>TOTAL EXPENSES</b>		10189820.62	10687620.72
<b>PROFIT BEFORE EXCEPTIONAL, EXTRAORDINARY AND PRIOR PERIOD ITEMS AND TAX</b>		421888.28	1569061.77
EXCEPTIONAL ITEMS		0.00	0.00
<b>PROFIT BEFORE ,EXTRAORDINARY AND PRIOR PERIOD ITEMS AND TAX</b>		421888.28	1569061.77
EXTRAORDINARY ITEM PROFIT ON FIXED ASSET		0.00	0.00
PRIOR PERIOD ITEM		0.00	0.00
<b>PROFIT BEFORE TAX</b>		421888.28	1569061.77
<b>TAX EXPENSES</b>			
CURRENT TAX		128561.00	452996.00
DEFERRED TAX		18266.00	16536.00
EXCESS /SHORT PROVISIONS RELATING		0.00	0.00
PREVIOUS YEAR TAX		0.00	0.00
<b>PROFIT(LOSS) FOR THE PERIOD FROM CONTINUING OPERATIONS</b>		311593.28	1132601.77
PROFIT(LOSS) FROM DISCONTINUING OPERATIONS		0.00	0.00
TAX EXPENSES OF DISCONTINUING OPERATIONS		0.00	0.00
<b>PROFIT(LOSS) FROM DISCONTINUING OPERATIONS(AFTER TAX)</b>		0.00	0.00
<b>PROFIT(LOSS) FOR THE PERIOD</b>		311593.28	1132601.77
<b>EARNING PER SHARE</b>			
BASIC		0.32	1.20
DILUTED		0.24	0.86

NOTE: THE NOTE NOS REFERRED ABOVE FORM AN INTEGRAL PART OF THE ACCOUNTS

**AUDITOR'S REPORT**

SUBJECT TO OUR SEPRATE REPORT OF EVEN DATE

FOR GUPTA ASHOK KUMAR &amp; ASSOCIATES

CHARTERED ACCOUNTANTS

SD/ *Ashok*  
PROPRIETER(M.N084934)

DATED 15/10/2021

PLACE CHANDIGARH



FOR M R FINLEASE LIMITED

SD/-

ASHOK GUPTA

DIRECTOR

DIN NO.00747712

SD/-

ANIL GUPTA

DIRECTOR

DIN NO.00747760

CERTIFIED TO BE TRUE COPY  
FOR M R FINLEASE LIMITED*Ashok*  
ASHOK GUPTA  
DIRECTOR  
DIN NO.00747712

**M R FINLEASE LTD  
CASH FLOW STATEMENT**

**FIG'S IN THOUSANDS**

31/03/2021

31/03/2020

<b>CASH FLOW FROM OPERATING ACTIVITIES</b>		
NET PROFIT BEFORE TAX AND EXTRAORDINARY ITEMS	422	1569
ADJUSTED FOR		
DEPRECIATION	378	427
PROFIT ON SALE OF ASSETS	0	0
PROFIT ON SALE OF MUTUAL FUNDS	0	0
INTEREST	1695	2480
<b>OPERATING PROFIT BEFORE WORKING CAPITAL CHARGES</b>	<b>2495</b>	<b>4476</b>
<b>ADJUSTMENT FOR</b>		
TRADE & OTHER RECEIVABLES	-930	-3660
INVENTORIES	0	0
TRADE & OTHER PAYABLES(CURRENT ASSETS)	-7	147
LESS TAX PAID ON PREVIOUS YEAR ASSESSMENTS	0	0
<b>CASH GENERATED FROM OPERATIONS</b>	<b>1558</b>	<b>963</b>
DIRECT TAX PAID	-129	-453
PROVISION FOR DIVIDEND/DIVIDEND TAX	0	0
PROVISION FOR DIRECT TAXES	0	0
<b>CASH FLOW BEFORE EXTRAORDINARY ITEMS</b>	<b>1430</b>	<b>510</b>
<b>EXTRAORDINARY ITEMS</b>		
<b>NET CASH FROM OPERATIONAL ACTIVITIES</b>	<b>1430</b>	<b>510</b>
CASH FLOW FROM INVESTING ACTIVITIES	0	0
PURCHASE OF FIXED OR LONG TERM ITEMS	0	-1080
SALE REDUCTION OF FIXED ASSETS	0	0
PROFIT ON SALE OF FIXED ASSETS	0	0
<b>NET CASH USED IN INVESTING ACTIVITIES</b>	<b>0</b>	<b>-1080</b>
<b>CASH FLOW FROM FINANCING ACTIVITIES</b>		
INCREASE OR DECREASE IN LONG TERM BORROWINGS	141	7001
PROCEEDS FROM LONG TERM PROVISIONS/SHORT TERM PROVISIONS	84	75
CHANGES IN WORKING CAPITAL LOANS/SHORT TERM BORROWINGS	-79	-4524
INCREASE /DECREASE IN LONG TERM ADVANCES	0	-4
INCREASE /DECREASE IN OTHER LIABILITIES	-31	264
INTEREST PAID	-1695	-2480
INCREASE OR DECREASE IN NON CURRENT ASSETS	0	0
INCREASE OR DECREASE IN EQUITY CAPITAL	0	0
<b>NET INCREASE/DECREASE IN CASH AND CASH EQUIVALENT</b>	<b>(150)</b>	<b>(238)</b>
CASH AND CASH EQUIVALENT (OPENING BALANCE)	857	1095
<b>CASH AND CASH EQUIVALENT (CLOSING BALANCE)</b>	<b>707</b>	<b>857</b>

**NOTE: THE NOTE NOS REFERRED ABOVE FORM AN INTEGRAL PART OF THE ACCOUNTS**

**AUDITOR'S REPORT**

SUBJECT TO OUR SEPRATE REPORT OF EVEN DATE  
FOR GUPTA ASHOK KUMAR & ASSOCIATES  
CHARTERED ACCOUNTANTS

PROPRIETER(M.N084934)  
DATED 15/10/2021  
PLACE CHANDIGARH



FOR M R FINLEASE LIMITED

*Sd-*  
ASHOK GUPTA  
DIRECTOR  
DIN NO.00747712

*Sd-*  
ANIL GUPTA  
DIRECTOR  
DIN NO.00747760

CERTIFIED TO BE TRUE COPY  
FOR M R FINLEASE LIMITED

*Amal*  
ASHOK GUPTA  
DIRECTOR  
DIN NO.00747712

## NOTES TO FINANCIAL STATEMENTS FOR THE YEAR ENDED 31ST MARCH 2021

&lt; IN RUPEES

## NOTE NO. 1 SHARE CAPITAL

PARTICULARS	AS AT 31STMARCH 2021		AS AT 31STMARCH 2020	
	NO OF SHARES	AMOUNT	NO OF SHARES	AMOUNT
<b>AUTHORISED</b> 2100000(31/03/2021:2100000)EQUITY SHARES EACH OF RS.10/-PER SHARE		21000000		21000000
<b>ISSUED :</b> 1317325(31/03/2021:1317325)EQUITY SHARES EACH OF RS.10/-PER SHARE	1317325		1317325	13173250
<b>SUBSCRIBED AND PAID UP:</b> 1317325(31/03/2021:1317325)EQUITY SHARES EACH OF RS.10/-PER SHARE	1317325		1317325	13173250
<b>PAID UP SHARE CAPITAL</b>		13173250		13173250

## RECONCILIATION OF THE SHARES OUTSTANDING AT THE BEGINNING AND AT THE END OF THE REPORTING PERIOD

## EQUITY SHARES

&lt; IN RUPEES

	AS AT 31STMARCH 2021		AS AT 31STMARCH 2020	
	NO OF SHARES	AMOUNT	NO OF SHARES	AMOUNT
AT THE BEGINNING OF THE PERIOD	1317325	13173250	1317325	13173250
ISSUED DURING THE PERIOD	0	0	0	0
REDEEMED OR BOUGHT BACK DURING THE PERIOD	0	0	0	0
OUTSTANDING AT THE END OF THE PERIOD	1317325	13173250	1317325	13173250

## RIGHT,PREFERENCEAND RESTRICTION ATTACHED TO SHARES

## EQUITY SHARES

THE COMPANY HAS ONLY ONE CLASS OF EQUITY HAVING A PAR VALUE OF RS.10 PER SHARE.EACH SHAREHOLDER IS ELIGIBLE FOR ONE VOTE PER SHARE HELD

## NOTE NO. 2 RESERVE AND SURPLUS

&lt; IN RUPEES

PARTICULARS	AS AT 31STMARCH 2021		AS AT 31STMARCH 2020	
	AMOUNT	AMOUNT	AMOUNT	AMOUNT
<b>STATUTORY RESERVE</b>				
AMOUNT TRANSFERRED FROM PROFIT & LOSS 20%	2184974.47		2122655.81	
<b>CLOSING BALANCE</b>	2184974.47		2122655.81	
<b>PROFIT LOSS ACCOUNT</b>				
OPENING BALANCE	8490623.27		7584541.85	
ADD PROFIT FOR THE YEAR	311593.28		1132601.77	
LESS DELETION DURING THE YEAR	0		0	
<b>CLOSING BALANCE</b>	8802216.55		8717143.62	
LESS 20% TRANSFERRED TO STATUTORY RESERVE	62318.66		226520.35	
<b>CLOSING BALANCE</b>	8739897.89		8490623.27	
BALANCE CARRIED TO BALANCE SHEET	10924872.36		10613279.08	

## NOTE NO. 3 OTHER LONG TERM LIABILITIES


&lt; IN RUPEES

PARTICULARS	AS AT 31STMARCH 2021		AS AT 31STMARCH 2020	
	AMOUNT	AMOUNT	AMOUNT	AMOUNT
<b>TERM LOANS FROM BANK &amp; OTHERS</b>				
STATE BANK OF INDIA CAR LOAN(UNSECURED)	536321.49		729474.45	
UNSECURED LOANS	0.00		0.00	
	536321.49		729474.45	
<b>LOANS AND ADVANCES FROM RELATED PARTIES</b>				
LOANS FROM DIRECTORS	2467917.00		4484415.00	
LOANS FROM DIRECTOR' RELATIVES(UNSECURED)	20117284.00		17766335.00	
	22585201.00		22250750.00	
<b>TOTAL</b>	23121522.49		22980224.45	

## NOTE NO. 4 SHORT TERM BORROWINGS

&lt; IN RUPEES

PARTICULARS	AS AT 31STMARCH 2021		AS AT 31STMARCH 2020	
	AMOUNT	AMOUNT	AMOUNT	AMOUNT
<b>FROM BANKS PAYABLE ON DEMAND</b>				
SBI(O/D )(SECURED)	0.00		78888.21	
	0.00		0.00	
	0.00		78888.21	
<b>THE ABOVE AMOUNT INCLUDES</b>				
UNSECURED BORROWINGS	0.00		0.00	
	0.00		0.00	
<b>TOTAL</b>	0.00		78888.21	



## NOTE NO. 5 TRADE PAYABLES

&lt; IN RUPEES

PARTICULARS	AS AT 31STMARCH 2021	AS AT 31STMARCH 2020
TRADE PAYABLES		
TRADE PAYABLES	0.00	0.00
ADVANCE FROM CUSTOMERS	0.00	0.00
TOTAL	0.00	0.00

## NOTE NO. 6 OTHER CURRENT LIABILITIES

&lt; IN RUPEES

PARTICULARS	AS AT 31STMARCH 2021	AS AT 31STMARCH 2020
ANY OTHER CURRENT LIABILITY		
EMPLOYEE SECURITY	371624.00	295904.00
CONTINGENT PROVISIONS ON STANDARD ASSETS @.25%	111953.41	109628.23
OTHERS (CHEQUES ISSUED BUT NOT PRESENTED)	3297.00	112500.00
	486874.41	518032.23
TOTAL	486874.41	518032.23

## NOTE NO. 7 SHORT TERM PROVISIONS

&lt; IN RUPEES

PARTICULARS	AS AT 31STMARCH 2021	AS AT 31STMARCH 2020
CURRENT TAX/GOVT DUES		
INCOME TAX	-189470.00	-8031.00
TDS	200610.00	272043.00
	11140.00	264012.00
		0.00
CHEQUE PAYABLES	490719.50	156727.00
OTHER EXPENSES	33000.00	30000.00
AUDIT FEE	523719.50	186727.00
TOTAL	534859.50	450739.00

## NOTE NO. 9 NON CURRENT INVESTMENTS

&lt; IN RUPEES

PARTICULARS	AS AT 31STMARCH 2021	AS AT 31STMARCH 2020
MUTUAL FUND	1476000.00	1476000.00
ASIA RESORTS LTD	39000.00	39000.00
TOTAL	1515000.00	1515000.00

## NOTE NO. 10 DEFERRED TAX ASSET(NET)

&lt; IN RUPEES

PARTICULARS	AS AT 31STMARCH 2021	AS AT 31STMARCH 2020
DEFERRED TAX ASSET(NET)	214537.00	196271.00
TOTAL	214537.00	196271.00

## NOTE NO. 11 LONG TERM LOANS &amp; ADVANCES

&lt; IN RUPEES

PARTICULARS	AS AT 31STMARCH 2021	AS AT 31STMARCH 2020
LONG TERM LOANS & ADVANCES	0.00	0.00
ANY OTHER ASSETS	0.00	0.00
TOTAL	0.00	0.00

## NOTE NO. 12 OTHER NON CURRENT ASSETS

&lt; IN RUPEES

PARTICULARS	AS AT 31STMARCH 2021	AS AT 31STMARCH 2020
SECURITIES	0.00	0.00
ANY OTHER ASSETS	0.00	0.00
TOTAL	0.00	0.00

## NOTE NO. 13 CURRENT INVESTMENTS

&lt; IN RUPEES

PARTICULARS	AS AT 31STMARCH 2021	AS AT 31STMARCH 2020
INVESTMENTS	0.00	0.00
TOTAL	0.00	0.00

## NOTE NO. 14 INVENTORIES

&lt; IN RUPEES

PARTICULARS	AS AT 31STMARCH 2021	AS AT 31STMARCH 2020
INVENTORIES		
FINISHED GOODS	0.00	0.00
TOTAL	0.00	0.00



## NOTE NO. 15 LOAN RECEIVABLES

&lt; IN RUPEES

PARTICULARS	AS AT 31STMARCH 2021	AS AT 31STMARCH 2020
SHORT TERM LOANS RECEIVABLES FROM CUSTOMERS	44781367.46	43851293.09
<b>TOTAL</b>	<b>44781367.46</b>	<b>43851293.09</b>

## NOTE. 16 CASH AND BANK EQUIVALENTS

&lt; IN RUPEES

PARTICULARS	AS AT 31STMARCH 2021	AS AT 31STMARCH 2020
<b>BALANCE WITH BANKS</b>		
SBI A/C330097077391	2965.65	0.00
SBI-C/A-32173556836	101161.79	127481.02
AXIS BANK	11055.15	196351.75
AXIS BANK FDR	200000.00	
HDFC BANK	64397.07	127220.70
PAYTM	3604.05	2293.82
<b>TOTAL</b>	<b>383183.71</b>	<b>453347.29</b>
<b>CASH IN HAND</b>		
CASH IN HAND	316776.59	396623.59
ANIL GUPTA IMPREST	0.00	0.00
OTHER CASH BALANCE	7500.00	7500.00
<b>TOTAL</b>	<b>324276.59</b>	<b>404123.59</b>
<b>TOTAL</b>	<b>707460.3</b>	<b>857470.88</b>

## NOTE NO. 17 SHORT TERM LOANS &amp; ADVANCES

&lt; IN RUPEES

PARTICULARS	AS AT 31STMARCH 2021	AS AT 31STMARCH 2020
SHORT TERM LOANS & ADVANCES	0.00	0.00
	0.00	0.00
<b>TOTAL</b>	<b>0.00</b>	<b>0.00</b>

## NOTE NO. 18 OTHER CURRENT ASSETS

&lt; IN RUPEES

PARTICULARS	AS AT 31STMARCH 2021	AS AT 31STMARCH 2020
OTHER ASSETS (PRE PAID EXPENSES)	110981.00	104289.00
ANY OTHER ASSETS CHEQUE ISSUED NOT PRESENTED	0.00	0.00
<b>TOTAL</b>	<b>110981.00</b>	<b>104289.00</b>

## DETAILS OF ANY OTHER ASSETS


&lt; IN RUPEES

PARTICULARS	AS AT 31STMARCH 2021	AS AT 31STMARCH 2020
INCOME TAX REFUND DUE FOR PREVIOUS YEARS	8031.00	0.00
ADVANCE INCOME TAX	310000.00	461027.00
LESS INCOME TAX AS PER RECEIPT & PAYMENT A/C	-128561.00	-452996.00
REFUND OF INCOME TAX FOR CURRENT YEAR	181439.00	8031.00
<b>TOTAL</b>	<b>189470.00</b>	<b>8031.00</b>

## NOTE NO. 24 DEFERRED TAX LIABILITY / PAYMENT CHART

&lt; IN RUPEES

PARTICULARS	AS AT 31STMARCH 2021
DEFERRED TAX LIABILITY / PAYMENT CHART	
WRITTEN DOWN VALUE OF FIXED ASSETS AS PER COMPANIES ACT	912033
WRITTEN DOWN VALUE OF FIXED ASSETS AS PER INCOME TAX ACT	1737174
DIFFERENCE IN ABOVE SHOWS HIGHER VALUE OF DEP. AS PER BALANCE SHEET AND LOWER VALUE OF DEP. ALLOWED AS PER INCOME TAX & EXCESS TAX PAID @22%	825141
DEFERRED TAX ASSET	214537
DEFERRED TAX AS PER LAST YEAR	196271
NOW AMT DEBITED P&L	18266
<b>TOTAL</b>	<b>0.00</b>



## NOTE NO. 19 REVENUE FROM OPERATIONS

&lt; IN RUPEES

PARTICULARS	AS AT 31STMARCH 2021	AS AT 31STMARCH 2020
INTEREST RECEIVED FROM LOANS/ADVANCES	10611708.90	12256421.00
GROSS REVENUE FROM OPERATIONS	10611708.90	12256421.00

## NOTE NO. 20 OTHER INCOME

&lt; IN RUPEES

PARTICULARS	AS AT 31STMARCH 2021	AS AT 31STMARCH 2020
INTEREST ON INCOME TAX REFUND	0.00	0.00
OTHER INCOME - DIVIDENDS	0.00	261.49
TOTAL	0.00	261.49

## NOTE NO. 21 EMPLOYEE BENEFIT EXPENSES

&lt; IN RUPEES

PARTICULARS	AS AT 31STMARCH 2021	AS AT 31STMARCH 2020
SALARY & WAGES		
SALARY TO DIRECTORS	2160000.00	1560000.00
SALARY TO STAFF	3944220.00	3070388.00
STAFF WELFARE EXPENSES	90122.00	87388.00
EMPLOYEE STATE INSURANCE	0.00	0.00
PROVIDENT FUND	0.00	0.00
TOTAL	6194342.00	4717776.00

## NOTE NO. 22 FINANCE COST

&lt; IN RUPEES

PARTICULARS	AS AT 31STMARCH 2021	AS AT 31STMARCH 2020
INTEREST		
INTEREST TO BANKS ON TERM LOANS		
BANK CAR LOAN	44088.20	52585.61
OTHER LOANS	0.00	0.00
	44088.20	52585.61
INTEREST ON SHORT TERM BORROWINGS		
BANKS ON CASH CREDIT	22796.00	101827.00
INTEREST TO OTHERS	1628435.00	2325441.00
	1651231.00	2427268.00
TOTAL	1695319.20	2479853.61

## NOTE NO. 23 OTHER EXPENSES

&lt; IN RUPEES

PARTICULARS	AS AT 31STMARCH 2021	AS AT 31STMARCH 2020
AUDIT FEE	33000.00	30000.00
ADVERTISEMENT	28744.00	72782.00
BANK CHARGES	15438.65	38562.56
BAD DEBTS 5% OF RECEIPTS	16879.00	603922.00
DIRECTORS AND CUSTOMERS MEETING EXPS	16550.00	25625.00
BOARD AND ANNUAL MEETINGS EXPENSES	15465.00	27403.00
ELECTRICITY CHARGES	74168.00	75548.00
FEE & TAXES	18000.00	32868.00
INSURANCE CHARGES CAR	47719.00	26235.00
LOAN RECOVERY EXPENSES	112000.00	225000.00
MISCELLANEOUS EXPENSES	45221.00	62736.00
NEWS PAPER SUBSCRIPTION	9600.00	8700.00
POST & TELEGRAPH	97284.52	119455.52
PRINTING & STATIONERY	94031.00	105959.00
PROFESSIONAL FEE	62950.00	79227.00
CREDIT INFORMATION COMPANIES EXPENSES	54917.50	104270.78
PROVISION ON STANDARD ASSETS @0.25%	2325.18	109628.23
RENT PAID	752400.00	752400.00
REPAIR & MAINTENANCE	127424.00	131315.00
SHARE HOLDERS/DEPOSITOR MEET EXPENSES	10388.00	67644.00
TEA FOR CUSTOMERS	25764.00	28764.00
TEA TO STAFF	18549.00	18396.00
TELEPHONE CHARGES	43382.18	31921.00
PETROL AND DIESEL CHARGES	183762.59	215644.65
TRAVELLING EXPENSES	16140.80	69106.37
TOTAL	1922103.42	3063113.11



## NOTE NO. 24 LOAN &amp; ADVANCES FROM RELATED PARTIES

&lt; IN RUPEES

PARTICULARS	AS AT 31STMARCH 2021
<b>LOANS FROM DIRECTORS</b>	
ANIL GUPTA	1381777.00
ASHOK GUPTA	221347.00
POONAM GUPTA	864793.00
TOTAL RS	<u>2467917.00</u>
<b>LOANS FROM RELATIVES</b>	
Anchal Gupta	2033875.00
Anil Gupta ( Huf A/C )	669257.00
Aryan Gupta	4481290.00
Ashok Kumar Gupta {huf A/C}	1771212.00
Lalit Gupta	520307.00
Lalit Kumar Gupta {huf A/C}	661685.00
Manju Gupta	1096576.00
Mayank / Madhu Goel	594031.00
Mohit Gupta	28556.00
Monika Gupta	131458.00
Naresh Goel	1192534.00
Neha Gupta	498621.00
Pallavi/Anchal /Famida	166457.00
Pallavi Gupta	1118360.00
Pallavi/Anchal /Jeevanlata	420327.00
Pallavi/Anchal/ Madhu Gupta	105531.00
Pallavi/Anchal / Poshita	59480.00
Pallavi/Anchal / Rohit Gupta	544166.00
Pallavi/Anchal / Sushil Gupta	801938.00
Poonam / Ram Onkar	182826.00
Rajat Gupta	2447771.00
Vaibhav / Madhu Goel	594026.00
	<u>20117284.00</u>
	20117284.00
<b>TOTAL</b>	<b>22585201.00</b>





31/03/2021

Date of Purchase / Put to use	Particular	Original Cost (Rs)	Dep. charged upto 31.03.2020	WDV as on 01.04.2020	Life as per Co. Act, 2013 in Years	Life as per Co. Act, 2013 in Days	Life Used till 31.03.2020 in days	Life Used till 31.03.2021 in years	Remaining Life	Salvage value	Rate of Depreciation	Dep for the Year 2020-21	WDV as on 31.03.2021
	<b>VEHICLES</b>												
	<b>CARS</b>												
27/06/2019	MARUTI CIAZ CAR	1,079,513	256,073	823,440	8	2920	644	1.76	6.24	53976	31.23	257,160	566,280
02/03/2016	MARUTI CIAZ CAR	1,062,689	831,414	231,275	8	2920	1,856	5.08	2.92	53134	31.23	72,227	159,048
08/04/2012	TWO WHEELERS												
	SCOOTER	45,722	41,530	4,192	10	3650	3,280	8.99	1.02	2286	25.89	1,085	3,107
	<b>COMPUTERS</b>												
	<b>ELECTRICALS ETC</b>												
10/01/2012	INVERTER	20,800	18,875	1,925	10	3650	3,369	9.23	0.77	1040	25.89	498	1,427
20/01/2014	MOBILE	47,350	39,867	7,483	10	3650	2,628	7.20	2.80	2368	25.89	1,937	5,546
12/08/2017	MOBILE	71,889	38,705	33,184	10	3650	1,328	3.64	6.36	3594	25.89	8,591	24,593
12/08/2017	MOBILE	57,900	31,174	26,726	10	3650	1,328	3.64	6.36	2895	25.89	6,919	19,807
23/09/2017	MOBILE	9,899	5,166	4,733	10	3650	1,286	3.52	6.48	495	25.89	1,225	3,508
22/02/2018	WATER FILTER	15,000	6,967	8,033	10	3650	1,134	3.11	6.89	750	25.89	2,080	5,953
26/03/2015	AIRCONDITIONER	265,794	206,642	59,152	10	3650	2,198	6.02	3.98	13290	25.89	15,314	43,838
09/04/2016	ELECTRIC FAN	1,550	1,061	489	10	3650	1,818	4.98	5.02	78	25.89	127	362
11/04/2016	WATER COOLER	7,800	5,334	2,466	10	3650	1,816	4.98	5.02	390	25.89	638	1,828
25/06/2016	WATER FILTER	8,990	5,768	3,222	10	3650	1,741	4.77	5.23	450	25.89	834	2,388
13/11/2018	MOBILE	35,000	11,619	23,381	10	3650	870	2.38	7.62	1750	25.89	6,053	17,328
15/12/2018	LED TUBE SET	18,975	5,980	12,995	10	3650	838	2.30	7.70	949	25.89	3,364	9,631
	<b>ASSETS WITH SALVAGE VALUE AND 0 DEPRECIATION</b>												
26/06/2010	CAR MANUA	647,719	615,333	32,386	8	2920	-	-	-	32386	0.00	-	32,386
31/05/2009	SCOOTER	39,804	37,814	1,990	10	3650	4,323	11.84	(1.83)	1990	25.89	-	1,990
19/09/2015	COMPUTER ETC	39,800	37,810	1,990	3	1095	-	-	-	1990	0.00	-	1,990
01/04/2016	COMPUTER ETC	60,000	57,000	3,000	3	1095	-	-	-	3000	0.00	-	3,000
02/08/2007	MOTOR CYCLE	55,740	52,953	2,787	10	3650	-	-	-	2787	0.00	-	2,787
04/10/2013	COMPUTER ETC	14,400	13,680	720	3	1095	-	-	-	720	0.00	-	720
16/11/2013	COMPUTER ETC	15,100	14,345	755	3	1095	-	-	-	755	0.00	-	755
29/10/2014	COMPUTER ETC	12,600	11,970	630	3	1095	-	-	-	630	0.00	-	630
23/04/2007	AIR CONDITIONER	23,000	21,850	1,150	10	3650	-	-	-	1150	0.00	-	1,150
13/06/2007	AIRCONDITIONER	14,290	13,575	715	10	3650	-	-	-	715	0.00	-	715
28/01/2007	FURNITURE & FIXTURE	25,356	24,088	1,268	10	3650	-	-	-	1268	0.00	-	1,268
		3,696,680	2,406,592	1,290,089								378,056	912,033
		3,696,680	2,406,592	1,290,089									

DETAIL OF FIXED ASSETS HEAD WISE

CARS	725,329	912033
TWO WHEELERS	3,107	
COMPUTERS	136,206	
ELECTRICALS	47,391	
ASSETS WITH SALVAGE VALUE ONLY		912033
		912033

